

DRIVER'S LICENSE  
FOR  
FOSTER YOUTH  
(AGES 15-17)

A GUIDE BY  
**FREEDOM  
WHEELS**

# A DRIVER'S LICENSE IS GOOD FOR DRIVING AND ALSO:

**Employment** ☒

**Housing** ☒

**Bank Account** ☒

**Financial Aid** ☒

**Voting** ☒

**Library visits** ☒

**Financial Aid** ☒

**Plane Travel** ☒

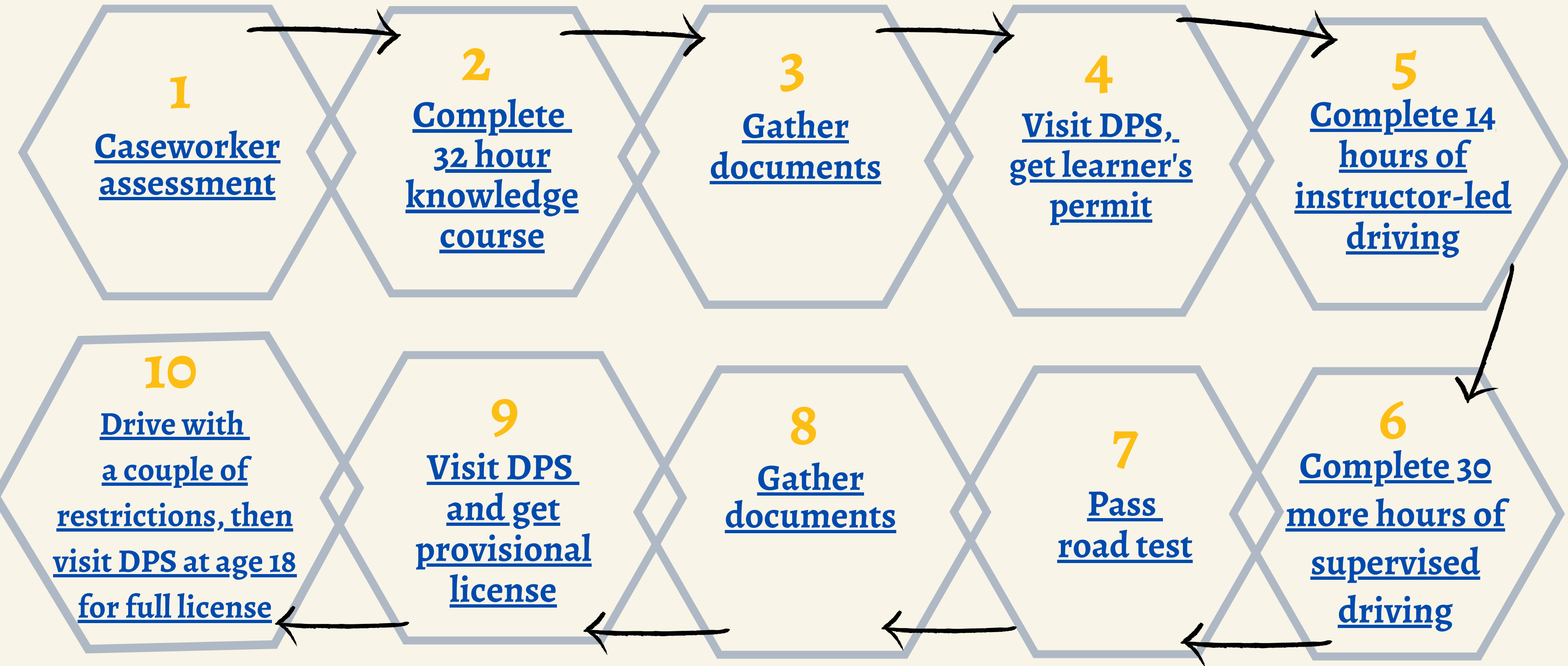
**College Enrollment** ☒



# DRIVER'S LICENSE PATH

FOR FOSTER YOUTH, AGES 14 - 17

(USING THE "BLOCK METHOD"  
OF DRIVER'S EDUCATION)





NOW, LET'S TAKE  
IT STEP BY STEP



# CASEWORKER ASSESSMENT

THE CASEWORKER WILL CONDUCT A "READINESS ASSESSMENT"  
BEFORE A YOUTH CAN START THE DRIVER'S LICENSE PROGRESS.

MORE ABOUT THAT [HERE](#).

**REMEMBER: DRIVING IS A PRIVILEGE,  
NOT A RIGHT!**



# START DRIVER'S ED

Driver's education for 14-17 yrs olds is made up of two parts: 1) the **knowledge part** and 2) the **behind-the-wheel** (driving) training. You need to complete **32 hours** of knowledge content AND pass a written test before being allowed to start behind-the-wheel training.

Most teens take the knowledge part through an online class, but if in-person learning is better for you, there are classes for that, too. Find either, [here](#).





# Q&A ABOUT DRIVER'S EDUCATION

## Question 1:

**At what age can I start driver's education?**

## Answer 1:

14 years old, but you have to be at least 15 to apply for a learner's permit, and at least 16 for a provisional license.

## Question 2:

**What is "Parent-Taught" driver's education?**

## Answer 2:

"Parent-Taught" driver's education is when a legal guardian applies and is approved by TDLR to teach you driver's education. It doesn't change any of the education requirements or driving requirements. More about parent-taught and who can be considered as a legal guardian [here](#).

## Question 3:

**I hear that some kids take just 6 hours of driver's ed and then start their behind the wheel training. Why do I have to take all 32 hours of education first?**

## Answer 3:

There are two ways of completing the knowledge part of driver's ed: the "concurrent method" and the "block method." The **concurrent method** means you can start driving after 6 hours of education and then get your learner's permit, although you still need to finish the rest of the 32 hours, but you can do so at the same time as completing the behind-the-wheel driving hours. The **block method** requires that you complete all 32 hours BEFORE starting any behind-the-wheel training. Most driving schools will require that you use the block method before signing up with them to start driving practice.

# GATHER DOCUMENTS!

Start collecting the necessary documents.

This step could take a long time and it is best to get started early.

PRO TIP:

ALL THESE DOCUMENTS MUST BE IN THE SAME NAME

WITH ALL NAMES SPELLED CORRECTLY.

BUT WHICH DOCUMENTS???





# YOUR BIRTH CERTIFICATE

(OTHERWISE KNOWN AS: "PROOF OF YOUR UNITED STATES CITIZENSHIP")

THIS WILL  
PROVE  
IDENTITY TOO!

1. By 16 years old, the law says a foster youth should have all their own original identity documents.

2. Only an original birth certificate or a certified copy is allowed for DL's.

3. The birth certificate must be from state where you were born.

4. If you were born in Texas and are in foster care, you can get it for free if you don't have one already.

5. You do not need consent from a parent or CPS to get one, but you will need the "Foster Care Residency Verification for a Driver License or State Identification Card Fee Waiver form" (Form K-908-2042) which you get from your caseworker.

(DID YOU KNOW? A CERTIFIED COPY OF SOMETHING IS NOT THE SAME THING AS A NOTARIZED COPY)

# ≡ FORMS OF IDENTITY ≡

YOU WILL NEED TWO FORMS OF IDENTITY (IN ADDITION TO YOUR BIRTH CERTIFICATE)  
(BUT THREE IS BETTER IN CASE THEY REJECT ONE)



YOUR SOCIAL  
SECURITY CARD



IRS W-2 FORM  
OR 1099 FORM



IMMUNIZATION RECORDS,  
OR MEDICAID CARD OR  
HOSPITAL ISSUED BIRTH  
RECORD



SCHOOL ID OR  
SCHOOL REPORT  
CARD

CAN ALSO PROVE YOUR SOCIAL SECURITY  
NUMBER AND YOUR IDENTITY!

# YOUR PROOF OF SOCIAL SECURITY

(OTHERWISE KNOWN AS: "YOUR SOCIAL SECURITY NUMBER")

1. You will need your original social security card. A copy of it won't do.

2. If you don't have it, then bring an official record from your school that has your SS# on it, W2 from your employer with your SS# on it, or [a health record that has your SS # on it.](#)



3. If you know you don't have a social security number, you can go get one for free and by yourself at the Social Security office, BUT! you must also bring proof of your identity and citizenship with you. More [here.](#)


# THE OFFICIAL DRIVER'S LICENSE APPLICATION FORM

The official driver's license application for minors (also called "DL-14B") found [here](#), must be signed by the caseworker. If the caseworker doesn't go with the youth to the driver's license office, then this same form also needs to be notarized. The form is good for [30 days from date of signature](#).

You also need the  
"Foster Care  
Residency  
Verification for a  
Driver License or  
State Identification  
Card Fee Waiver"  
([Form K-908-2042](#))  
which you get  
from your  
caseworker.



# Q&A ABOUT THE DL APPLICATION



**Question 1:** Does the driver's license fee get waived if I am in foster care?

**Answer 1:**

Yes. The form, K-908-2042, is used for residency verification AND is the [driver's license fee waiver form](#). A 2-in-1 form!

**Question 2:** What residence address do I put on the application?

**Answer 2:**

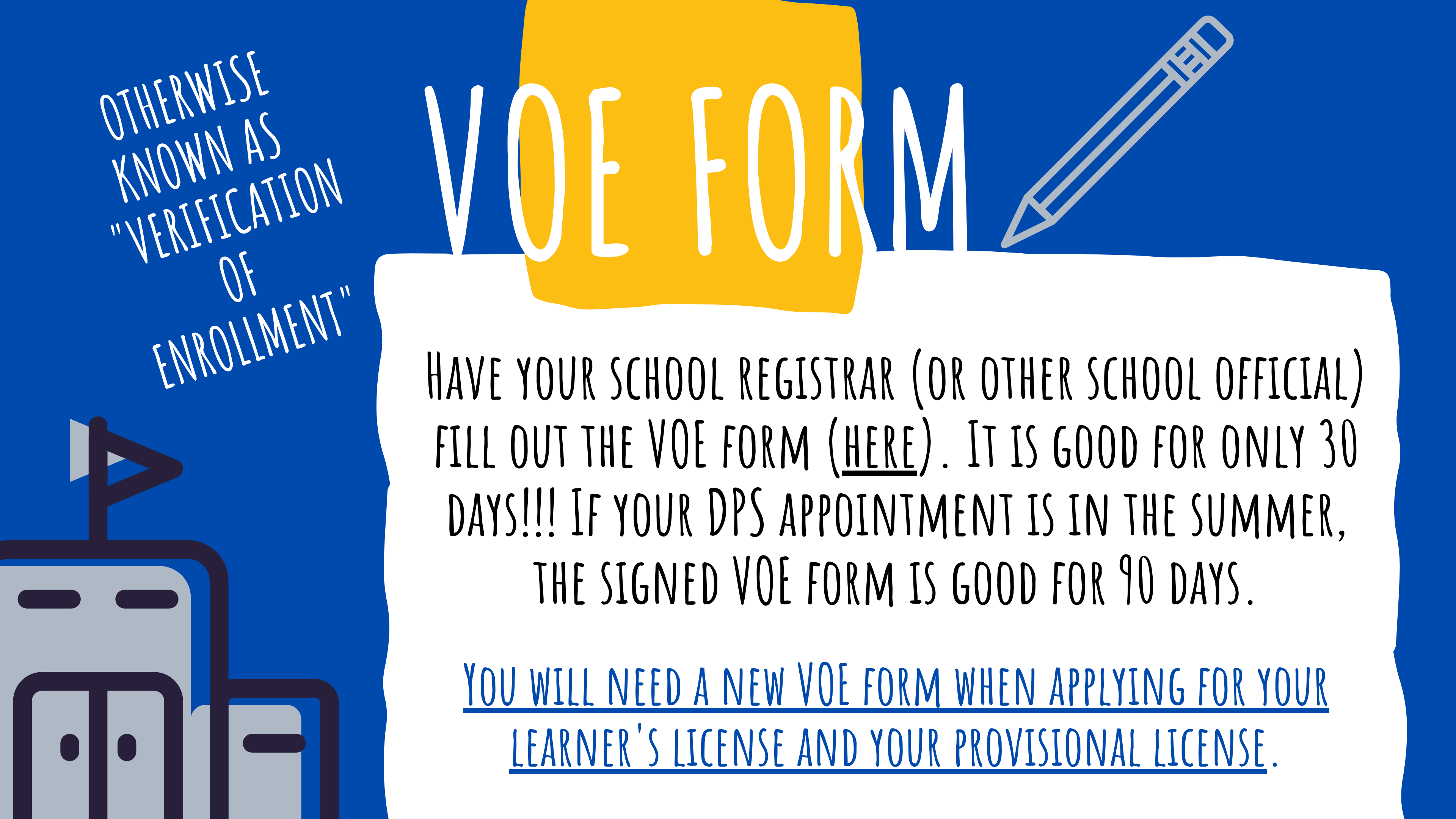
[The foster youth can use their caseworker's office address as the mailing address](#). Caseworker completes mailing address (office address with c/o their name) and youth's current placement.

**Question 3:** What if I live in a relative's home or a foster home for several years? Can I use that address?

**Answer 3:**

Yes, if the placement is intended to be permanent, then the foster youth can use that address. [The youth can decide which address to use](#), the caseworker's address or the semi-permanent placement.





OTHERWISE  
KNOWN AS  
"VERIFICATION  
OF  
ENROLLMENT"

# VOE FORM

HAVE YOUR SCHOOL REGISTRAR (OR OTHER SCHOOL OFFICIAL) FILL OUT THE VOE FORM (HERE). IT IS GOOD FOR ONLY 30 DAYS!!! IF YOUR DPS APPOINTMENT IS IN THE SUMMER, THE SIGNED VOE FORM IS GOOD FOR 90 DAYS.

YOU WILL NEED A NEW VOE FORM WHEN APPLYING FOR YOUR LEARNER'S LICENSE AND YOUR PROVISIONAL LICENSE.

# LEARNER'S LICENSE


## THE DOCUMENT CHECKLIST



BONUS FACT:

DPS WILL KEEP YOUR ORIGINAL DOCUMENTS AND MAIL THEM BACK TO YOU, SEPARATELY FROM YOUR LEARNER'S LICENSE

- ✓ CERTIFICATE FROM DRIVER'S EDUCATION 32 HOUR CLASS
- ✓ VERIFY YOUR IDENTITY (ORIGINAL BIRTH CERTIFICATE) + 2 MORE IDENTITY DOCUMENTS
- ✓ VERIFY CITIZENSHIP OR LAWFUL PRESENCE (ALSO ORIGINAL BIRTH CERTIFICATE)
- ✓ VERIFY TEXAS RESIDENCY (A COMPLETED-BY-CASEWORKER FORM 2042)
- ✓ FEE WAIVER (ALSO SAME FORM 2042)
- ✓ PROOF OF SS# (A SOCIAL SECURITY CARD)
- ✓ VOE FORM FROM SCHOOL
- ✓ COMPLETED APPLICATION SIGNED BY CASEWORKER AND NOTARIZED IF THEY DON'T GO WITH YOU TO DPS APPOINTMENT (DL-14B)



# BEFORE YOU VISIT DPS...

Make sure to make an appointment online, [here](#), as soon as you can, sometimes DPS can be booked up for several months!

If you took Driver's Ed online, don't forget to print out and bring your driver's education certificate!

DOUBLE AND TRIPLE CHECK  
THAT YOU HAVE ALL YOUR  
DOCUMENTS AND PAPERWORK!


Have your school fill out the VOE Form ([here](#)) no more than 30 days before your appointment (if your appt is in the summer, that form is good for 90 days).

# ≡ VISIT DPS ≡

IN ADDITION TO GIVING THEM  
ALL YOUR DOCUMENTS.....



YOU WILL  
HAVE YOUR  
PICTURE TAKEN



YOU WILL TAKE  
A VISION TEST



≡ IF YOU WEAR CONTACTS OR GLASSES,  
DON'T FORGET TO BRING THEM! ≡



YOU WILL  
GIVE YOUR  
THUMBPRINTS



# PRACTICE DRIVING

WITH YOUR LEARNER'S PERMIT, YOU CAN PRACTICE DRIVING AS LONG AS THERE IS A 21-YEAR-OLD LICENSED ADULT IN THE PASSENGER SEAT AT ALL TIMES.

ALSO: DON'T LOOK AT, TOUCH OR OTHERWISE USE YOUR CELL PHONE  
WHILE PRACTICING DRIVING!

≡ **You can only apply for your provisional license once you are 16 yrs old and have had your learner's permit at least 6 months.** ≡



# SIGN UP FOR A 14 HOUR BEHIND-THE-WHEEL CLASS

- 💡 TAKE THIS CLASS AT A DRIVING SCHOOL. 7 HOURS OF THE CLASS WILL BE SPENT OBSERVING SOMEONE DRIVE, AND 7 HOURS OF THE CLASS YOU WILL BE DRIVING WITH AN INSTRUCTOR.
- 💡 SOMETIMES THE 14 HOUR CLASS IS INCLUDED IN THE 32 HOUR DRIVER'S ED PRICE PACKAGE.
- 💡 SAVE THE CERTIFICATE YOU GET WHEN YOU COMPLETE THE CLASS FOR YOUR NEXT VISIT TO DPS.





FIND THE FULL 30  
HOUR GUIDE HERE.

# THE 30-HOUR DRIVING LOG

In addition to the 14-hours of driving school instruction, you need to complete 30 MORE hours of driving with a licensed adult, 21 years or older, in the front seat. 10 of the 30 hours need to be driving at night. This requirement ensures you have plenty of driving practice before the State of Texas will allow you to have a provisional driver's license. Find the form here.

WATCH THE REQUIRED "ITTD" VIDEO [HERE](#).

"ITTD" STANDS FOR  
"IMPACT TEXAS  
TEEN DRIVERS"




IT'S A FREE,  
2-HOUR VIDEO  
ABOUT DISTRACTED  
DRIVING

Print the certificate when you have completed class.  
The certificate's date has to be within a  
90-day window of your road test.

1. Check to see if the driving school you used for your 14 hour training is also a "third party skills testing school." If so, you can take your road test there! (If they don't, you can find one [here](#).) IF YOU PASS, THE RESULTS WILL BE GIVEN TO YOU IN A SEALED ENVELOPE TO TAKE TO DPS!

## ROAD TEST



3. You can also take your road test at DPS. You will need to schedule a road test appointment with DPS online. The day of your appointment, bring a car that can pass on on-the-spot safety inspection, the owner of the car, and proof of car insurance.



# TIMING IS EVERYTHING



## DID YOU KNOW?

You must have a learner's permit for at least 6 months before applying at DPS for a provisional license.



ITTD VIDEO IS GOOD FOR UP TO 90 DAYS BEFORE ROAD TEST.



TAKE THE ROAD TEST FROM A DRIVING SCHOOL, THEN MAKE A DPS APPOINTMENT



BEFORE YOUR DPS APPOINTMENT, MAKE SURE TO GET YOUR VOE FORM SIGNED FROM YOUR SCHOOL. (FORM IS GOOD FOR 30 DAYS NORMALLY OR 90 DAYS IN SUMMER).



# VISIT DPS (AGAIN)

BUT FIRST:

☐ ARE YOU AT LEAST 16 YRS. OLD?

☐ HAVE YOU HAD YOUR LEARNER'S PERMIT AT LEAST 6 MONTHS?

IF YOU SAID YES TO BOTH QUESTIONS, THEN GATHER THE FOLLOWING DOCUMENTS:



- ☐ TEXAS DRIVER EDUCATION CERTIFICATE (DE-964)
- ☐ VERIFY YOUR IDENTITY (YOUR LEARNER'S LICENSE THIS TIME!)
- ☐ CERTIFICATE FROM ITTD VIDEO
- ☐ FEE WAIVER (A COMPLETED-BY-CASEWORKER FORM 2042)
- ☐ VOE FORM FROM SCHOOL
- ☐ COMPLETED APPLICATION SIGNED BY CASEWORKER AND NOTARIZED IF THEY DON'T GO WITH YOU TO DPS APPOINTMENT ([DL-14B](#))
- ☐ 30 HOUR DRIVING LOG (WITH 10 HOURS AT NIGHT)
- ☐ SEALED ENVELOPE WITH ROAD TEST RESULTS (IF YOU TOOK ROAD TEST AT A DRIVING SCHOOL)





# C O N G R A T U L A T I O N S




## ON YOUR PROVISIONAL LICENSE!!!



THERE ARE BIG RESTRICTIONS TO REMEMBER WITH YOUR PROVISIONAL LICENSE: ONLY ONE OTHER PASSENGER UNDER 21 IN THE CAR WITH YOU (THAT ISN'T A FAMILY MEMBER).



NO DRIVING BETWEEN MIDNIGHT TO 5AM, UNLESS FOR WORK, A SCHOOL-RELATED ACTIVITY, OR AN EMERGENCY.



**Don't forget this license expires on your 18th birthday!  
Visit DPS again 30 days BEFORE turning 18,  
and they will issue you an unrestricted driver's license.**

